

mastodon

PAPER TOY

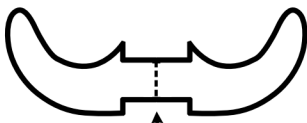
- A) PRINT THE TEMPLATE ON STURDY PAPER
- B) CUT-OUT ALONG THE BLACK OUTLINES
- C) FOLD ALONG DOTTED LINES

INSTRUCTIONS

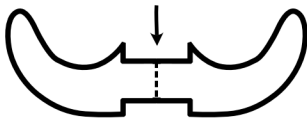
- D) GLUE FOLDED TABS TO INSIDES
- E) CUT SLITS ON THE HEAD (THIN BLACK LINES) AND INSERT EARS, TUSKS AND TRUNK.



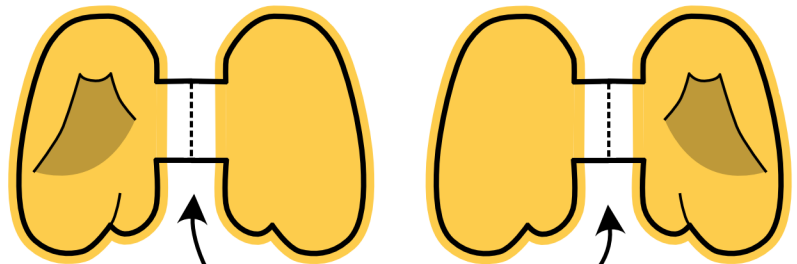
FOLD ALONG THE DOTTED LINES, AND GLUE TUSKS TOGETHER



ONCE EACH TUSK IS GLUED, INSERT TAB ON HEADFRONT (SEE E.)



CUT OUT, FOLD ALONG THE DOTTED LINES, AND GLUE EARS TOGETHER



INSERT TABS ON HEAD SIDES (SEE E.)

